

PLAYING THE SOPRANO RECORDER

A Soprano Recorder Music Method

LESSON VIII

TECHNIQUE AND FINGERING

Reviewing What You Have Learned

Review all of the fingerings you have learned by practicing Exercise #14, the C Major Scale plus one note. Practice the exercise three times playing it “*piano*” the first time, “*mezzo forte*” the second time, and “*forte*” the third time.

Exercise #14



Practice playing the skips and steps in Exercise #15, tonguing each note. Remember, correct tonguing can be achieved by saying the “tah” syllable while the recorder is held between the lips. Long held notes can be stopped by making the “d” sound with the tongue.

Exercise #15



MUSIC LESSON


The Dotted Quarter Note

Many pieces contain a dotted quarter note. A dot to the side of a note, where the stem and note head meet, gives an additional one half the time value of the note. In 2/4, 3/4, 5/4, 6/4 and 4/4 time, a quarter note is one beat. A dotted quarter note is one and one half beats.

THE DOTTED QUARTER NOTE  RECEIVES 1½ BEATS

Clap and count the steady quarter notes in Exercise #16.


Exercise #16



1&2 & 1& 1& 1& 1& 1& 1&

Clap and count the dotted quarter note and eighth note rhythm in Exercise #17.

Exercise #17



1&2 & 1& 1& 1&2 & 1&2&


The Dotted Quarter Note In Famous Songs.

Step 1. Say the words of the following “famous tune excerpts” as you clap the rhythm.

Step 2. Count out loud as you clap the rhythm of each “famous tune excerpt.”

Step 3. Play the “famous tune excerpts” on your recorder.

Deck the Halls



Deck the halls with boughs of hol - ly,

Largo



Go - ing home, Go - ing home.

Hark! The Herald Angels Sing



Hark! the her - ald an - gels sing._

The Muffin Man



Oh, do you know the muf - fin man, the muf - fin man, the muf - fin man?

LESSON VIII PIECES

Ode to Joy

Words by Lyricist Henry Van Dyke

Music by Ludvig van Beethoven
Arr. by Lois Veenhoven Guderian

mf

Joy - ful, joy - ful we a - dore Thee, God of Glo ry,

Lord of love; Hearts un - fold like flow'rs be - fore Thee, Op' - ning to the

p

sun a - bove. Melt the clouds of sin and sad - ness, Drive the dark of

mf

doubt a - way; Giv - er of im - mor - tal glad - ness, Fill us with the

f

light of day, the light of day.

Largo

Music by A. Dvorak (from the New World Symphony)

Arr. by Lois Veenhoven Guderian

p
mf
p
cresc.
mf *p*

CREATIVE CORNER


Compose a four measure rhythm composition containing the dotted quarter note and eighth note rhythm pattern. Use one of the following meters: 2/4, 3/4, 4/4.

Example:

Make copies of your composition and teach it to a friend, family member, your teacher and/or your class.



THEORY AND TERMS FROM LESSON VIII

Dotted quarter note  receives $1\frac{1}{2}$ beats in time signatures where the quarter note receives the beat. (When the notated time signature has a “4” on the bottom.)

ASSIGNMENT

1. Practice the “famous tune excerpts.” Say the words out loud as you clap the rhythm. Count out loud as you clap the rhythm. Play the excerpt on your recorder.
2. Practice the Pieces of Lesson VIII: *Ode To Joy* and *Largo*. Learn the theory and terms of Lesson VIII.
3. Complete the Creative Corner section of Lesson VIII.
4. Keep a chart of your practice time.

M	T	W	TH	F	S	S
---	---	---	----	---	---	---