

PLAYING THE SOPRANO RECORDER

A Soprano Recorder Music Method

LESSON VII

TECHNIQUE AND FINGERING


Practice playing the C major Scale, ascending and descending. Be sure to tongue each note.

MUSIC LESSON

The Pickup

A pickup note (also called “upbeat”) or notes precede the first full measure of music.

Example:




The example shows a musical staff in 3/4 time. The first measure begins with a pickup note (quarter note) on the note A, labeled "(pickup note)". This is followed by a full measure of music containing seven notes: A (quarter), B (quarter), C (quarter), D (quarter), E (quarter), F (quarter), and G (quarter). The lyrics "A - ma - zing — grace how sweet the sound." are written below the notes, with a long dash under "zing" corresponding to the pickup note.

A pickup (the upbeat) note or notes do not receive an accent. The pickup is played softer than the first beat of the first measure (the downbeat). The last measure has two beats. The third beat of the measure is the pick-up at the beginning of the piece.

Clap and count Exercise #13.

Exercise #13



The exercise is a single musical staff in 3/4 time. It consists of eight notes: A (quarter), B (quarter), C (quarter), D (quarter), E (quarter), F (quarter), G (quarter), and A (quarter). The staff ends with a double bar line.

LESSON VII PIECES

Peaceful Evening

Lois Veenhoven Guderian

Musical notation for 'Peaceful Evening' in 3/4 time, marked *mp*. The piece consists of three staves of music. The first staff begins with a treble clef, a 3/4 time signature, and a dynamic marking of *mp*. The melody is composed of quarter and half notes, ending with a double bar line.

Amazing Grace

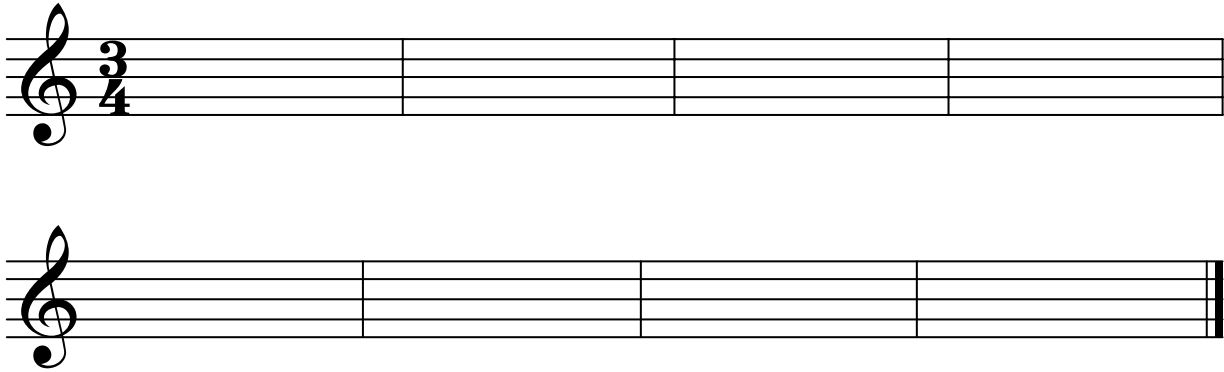
Words by John Newton

Early American Traditional
Arr. by Lois Veenhoven Guderian

Musical notation for 'Amazing Grace' in 3/4 time. The piece consists of three staves of music with lyrics underneath. The first staff begins with a treble clef and a 3/4 time signature. The melody is composed of quarter and eighth notes. The lyrics are: "A - maz - ing_ grace, how sweet the sound, That saved a_ wretch like me;_ I once_ was_ lost but now_ I'm_ found, Was blind, but_ now I see_".

CREATIVE CORNER

Create your own composition in $\frac{3}{4}$ time using the notes and note values you have learned. Begin your piece with a pickup note. Eight measures have been provided for your piece. Add or subtract measures according to your creative needs.



THEORY AND TERMS FROM LESSON VII

Pickup note — (Upbeat) Precedes the first full measure of music

Downbeat — The first beat of the measure

ASSIGNMENT

1. Clap the rhythm of Exercise #13.
2. Practice playing the “pickup” examples of Exercise #13.
3. Practice the new pieces of Lesson VII: *Peaceful Evening* and *Amazing Grace*.
4. Complete the Creative Corner section of Lesson VII.
5. Learn the Theory and Terms from Lesson VII.
6. Keep a chart of your practice time.

M	T	W	TH	F	S	S
---	---	---	----	---	---	---