

PLAYING THE SOPRANO RECORDER

A Soprano Recorder Music Method

LESSON XVI

TECHNIQUE AND FINGERING

Legato Playing


In music, it is sometimes desirable to play notes in a smooth, connected manner. "Legato" is the Italian term for smooth, connected playing or singing. Composers notate legato passages by a "slur" marking in music scores. A slur is a curved line placed under or above the notes. Study the following example.

Example 1



For each note included in the slur, continue the air flow, or breath support, for the tone without tonguing. To end a slur, make a slight "d" sound with your tongue. Practice legato playing and the technique for articulating slurs in Exercise #36.


Exercise #36




MUSIC LESSON

The Dotted Eighth – Sixteenth Note Rhythm Pattern 

A rhythm pattern found in many pieces of music is the dotted eighth and sixteenth note combination. In this pattern, the dotted eighth note receives $\frac{3}{4}$ of the beat and the sixteenth note receives $\frac{1}{4}$ of the beat. Study the breakdown of this rhythm pattern below.

Example 2


One quarter note = one beat. Four sixteenth notes = one beat.



One dotted eighth = $\frac{3}{4}$ of a beat. One sixteenth = $\frac{1}{4}$ of a beat. One dotted eighth and sixteenth note together = one beat.

Now clap and play Exercise # 37.

Exercise #37


1 e & ah 2 e & ah 3 e & ah 4 e & ah 1 e & ah 2 e & ah 3 e & ah 4 e & ah



1 e & ah 2 e & ah 3 e & ah 4 e & ah 1 e & ah 2 e & ah 3 e & ah 4 e & ah



1 e & ah 2 e & ah 3 e & ah 4 e & ah 1 e & ah 2 e & ah 3 e & ah 4 e & ah



1 e & ah 2 e & ah 3 e & ah 4 e & ah 1 e & ah 2 e & ah 3 e & ah 4 e & ah

LESSON XVI PIECES

Clap and count the rhythm of the piece *Fancy Skip Blues* before playing it on your recorder.

Fancy Skip Blues

Music by Lois Veenhoven Guderian

In a relaxed manner (q = ca.84-100)

* Speak the words "Fancy Skip" and count aloud to learn the rhythm of *Fancy Skip Blues* more quickly.

Put your new slurring technique to use in the piece *Dream*. Be sure to continue the air flow, or breath support, as you change notes within the slur. *Dream* is written in the key of C Whole tone to suggest a feeling of the subconscious.

Dream*

Music by Lois Veenhoven Guderian

Dreamily (e = ca.96-100)

* *Dream* is written using the C Whole Tone Scale

The famous song *Battle Hymn of the Republic* contains several dotted eighth and sixteenth note rhythm patterns. Clap the rhythm of the piece while speaking the words notated below Part I.

Learn both Parts I and II of *Battle Hymn of the Republic* on the recorder. Part I is the melody, Part II is a harmony part. Sing the piece, dividing into sopranos on Part I and altos on Part II. Reminder: the fingering for “high E” requires covering only half of the LH thumb hole.

Battle Hymn of the Republic

Words by Julia Ward Howe

Traditional melody

Arr. by Lois Veenhoven Guderian

maestoso (q = ca.60-72)

Soprano Recorder Part I
mf Mine eyes have seen the glo - ry of the com - ing of the Lord; He is

Soprano Recorder Part II
mf

tram - pling out the vin - tage where the grapes of wrath are stored; He hath

loosed the fate - ful light - ning of his ter - ri - ble swift sword; His truth is march - ing

on. Glo - ry! glo - ry, hal - le - lu - jah! Glo - ry! glo - ry, hal - le -

lu - jah! Glo - ry! glo - ry, hal - le - lu - jah! His truth is march - ing on.

ASSIGNMENT

1. Practice Exercise #36 using slurring technique where indicated.
2. Study the Dotted eighth and sixteen note rhythm pattern. Clap, count and play the rhythm of Exercise #37.
3. Learn the pieces of **LESSON XVI: *Fancy Skip Blues, Dream*** and ***Battle Hymn of the Republic***.
4. Complete the **CREATIVE CORNER** assignment.
5. Learn the **THEORY AND TERMS** from **LESSON XVI**.
6. Keep a chart of your practice time.

M	TU	W	TH	F	SA	SU
---	----	---	----	---	----	----